

U3





U3

VISUAL COMFORT

ETAP has designed the U3 with your comfort in mind. The innovative Shielded Lens technology screens off the LED light and prevents glare ($UGR \leq 19$; $UGR \leq 16$ for specific applications). These properties make the U3 suitable for diverse applications such as offices, classrooms, reception areas, public spaces, etc.

The lens packs are recessed into shielding units, so that the light source is barely visible at eye level, resulting in very little contrast between the luminaire's luminance and that of the ceiling.

ALWAYS THE RIGHT CHOICE

Thanks to our extensive range you can always make the right choice, depending on the requested lumen output, the size of the space and your own taste. The U3 comes in square and rectangular versions, with two light distributions and several lumen packages. The shielding units are available in a white or aluminium version.

APPEARANCES ALSO COUNT

Its innovative outline and high-standard finish also make the U3 a stylish luminaire, with an attractive design. But judge for yourself: a picture is worth a thousand words.



Visual comfort

Thanks to the innovative Shielded Lens technology the U3 provides high levels of visual comfort.

UNIFORM IMAGE

Thanks to the Shielded Lens technology there is little contrast between the luminaire's luminance and the ceiling's luminance, which results in a highly uniform, quiet image, even in versions with high luminous flux. This benefit is most clearly visible in U3 luminaires with aluminium shielding units.

LOW GLARE

Under normal circumstances and from normal viewpoints, the threefold protection makes direct glare all but impossible. A UGR of 19 and lower makes the U3 suitable for the lighting of offices, schools and healthcare facilities, among others.

For specific applications, the U3 is also available in a version with $UGR \leq 16$ (medium beam light distribution). In compliance with standards, this is mandatory in training rooms for technical drawing (education); spaces where reading and colour tests are administered (care sector) and colour inspection rooms (industry).

The lens packs are countersunk and are screened off by the shielding units.

The lenses shield the LED light and determine light distribution: medium-wide angle or very wide angle.

Crosswise shielding




NO COLOUR DEVIATIONS

The use of inferior LEDs could lead to unacceptable, visible colour differences in the luminaires in a single space or even in one and the same luminaire. At ETAP we make sure that all LEDs we use in the same delivery, feature binning less than 3SDCM.



For specific applications such as training rooms for technical drawing, the U3 is suitable in a version with $UGR \leq 16$.

Lengthwise shielding



By only using LEDs of the highest quality, we avoid colour differences in the luminaires.

An investment for the long term

As you have come to expect from ETAP, the U3 is a particularly energy-efficient luminaire. However, this is not the only reason why this is an investment for the long term.



HIGH EFFICIENCY

Thanks to high-quality LEDs and optimised lenses, the U3 boasts sufficient luminous flux to efficiently illuminate a space. Depending on the version, the specific luminous flux is able to reach no less than 158 lm/W.

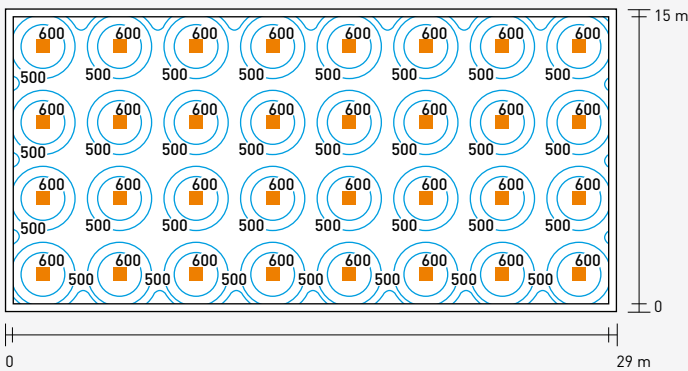
VARIOUS LIGHT DISTRIBUTIONS

The U3 is available with two different lenses, which provide two light distributions: very wide-angle and medium-angle. The very wide-angle light distribution is ideal for medium and large spaces, such as, for example, open-plan offices. Luminaires with medium-angle light distribution are more suitable for smaller spaces such as classrooms or individual offices. By opting for the right light distribution for the right application, the light is sent in the right direction. Thus not wasting energy due to the scattering of light.



VERY WIDE-ANGLE

The very wide-angle light distribution is ideal for medium and large spaces, such as, for example, open-plan offices.

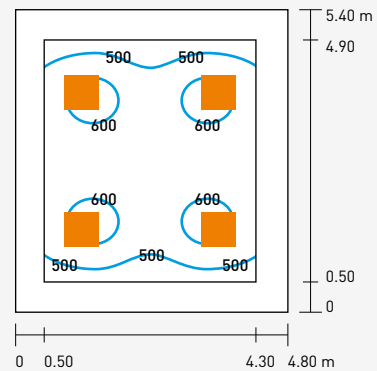


In this 15 x 29 m open-plan office, 32 U3 luminaires are sufficient for an average illuminance of 537 lux. The specific power is only 0.67W/m²/100 lux.



MEDIUM ANGLE

Luminaires with medium-angle light distribution are more suitable for smaller spaces such as classrooms or individual offices.



5.4 x 4.8 m conference room: 4 luminaires produce an average illuminance of 560 lux with a specific power of 0.70 W/m²/100 lux.

GREAT VARIETY IN LUMINOUS FLUX

The number of lens packs in a U3 luminaire ranges from 2 to 7*. The more lens packs, the greater the luminous flux. The U3 is available in luminous flux from 2000 to 7000 lumen. By combining the right luminous flux with the right lens, it is possible to precisely determine the number of luminaires needed for your project, thus further optimising investment costs.

*see also range overview on page 10-11

LONG SERVICE LIFE

ETAP pays a lot of attention to the service life of its lighting solutions. This also applies to the U3. LEDs are supposed to have a long service life but there are major differences depending on quality. The quality of the driver and the luminaire design – just think of cooling, for example – impact the LEDs' maintenance factor (LLMF). After 50,000 burning hours, the LLMF (Lamp Lumen Maintenance Factor) of the U3 is still 98%.

Light control and emergency lighting

The U3 can be easily combined with sensors and/or modules for light control and emergency lighting, preventing you from having to install additional connections in the ceiling. Luminaires with air extraction are also possible.

LED MODULE EMERGENCY LIGHTING



If you opt for an integrated LED module, you will combine general lighting and emergency lighting in a single luminaire, which saves on installation work and costs.

DAYLIGHT-DEPENDENT LIGHT CONTROL




A small, inconspicuous integrated ELS sensor controls the LEDs depending on incident daylight. The more natural light, the deeper the U3 will be dimmed and the more energy is saved.

MULTISENSOR



The EMD multisensor combines daylight-dependent light control with presence detection. You will determine the settings, with or without remote control. Here too the potential saving on your energy bill is considerable.

AIR EXTRACTION



As an option, the U3 is available with air extraction. Through air slots in the luminaire the air is removed through the false ceiling, thus reducing the number of air vents.



EXCELLUM2

For maximum flexibility and user-friendliness, the U3 can also be connected to ETAP's Excellum2 light control system. Motion detection, adjustment to the task, personal control, etc., you will choose your own strategies.

Easy installation

With a height of barely 58 mm the U3 can be seamlessly installed, even in ceilings with limited clearance.

The installation itself takes place in less than no time: the luminaire is placed on the ceiling's T-profiles and connected using a Wieland plug. For installations in plaster ceilings, we deliver a frame.

With a height of barely 58 mm the U3 can be seamlessly installed, even in ceilings with limited clearance.

You can count on us



ETAP's standard warranty covers 5 years. The warranty on your luminaires can be extended upon request. Consult your ETAP adviser.

Are you still unexpectedly confronted with a defective luminaire? No worries, with ETAP's repair policy you can count on fast replacement or repair.



An extensive range

The U3 is available in several versions: square or rectangular, with flexible luminous flux and various shielding units. For each version you can choose from white or aluminium shielding units. Depending on the application you can opt for very wide-angle or medium-angle light distribution. In addition, several combination options with light control and emergency lighting are available.

SQUARE M600 / M625

2 units – 2000 lm



MA VWA

3 units – 3000-3600 lm*



MA VWA

4 units – 4000-4500 lm*




MA VWA

5 units – 5000-6000 lm*




MA VWA

6 units – 6000 lm



MA VWA

7 units – 7000 lm



MA VWA


* The luminous flux may vary depending on light distribution and colour temperature.

YOU CAN'T FIND WHAT YOU WANT?

ETAP has many years' experience in custom jobs: approximately half of our luminaires sold deviate from the standard range. Do you have a specific need, such as a different colour or size; or deviating ceiling modules? Please contact your ETAP adviser for tailored solutions.


LINEAR ** M300 / M325

2 units – 2000 lm




MA VWA

4 units – 3000 lm




MA VWA

4 units – 4000-4500 lm *



MA VWA

6 units – 6000 lm



MA VWA

** Also available for bandrastrer ceilings (M1800)

MA: medium angle

VWA: very wide-angle



U3

- Superior lighting comfort thanks to Shielded Lens technology
- Low glare ($UGR \leq 19$ or $UGR \leq 16$)
- Extensive range in several sizes, light distributions and flexible luminous flux
- High efficiency, long service life
- Innovative design
- Easy to install

ETAP NV ■ Progress Business Centre ■ Whittle Park Way ■ Slough ■ Berkshire SL1 6DQ
Tel. +44 (0)16 28 55 96 50 ■ Fax +44 (0)16 28 55 90 12 ■ enquiries@etaplighting.com

ETAP Export Department ■ Antwerpsesteenweg 130 ■ 2390 Malle ■ Belgium
Tel. +32 (0)3 310 02 11 ■ Fax +32 (0)3 311 61 42 ■ export@etaplighting.com

www.etaplighting.com